



District Report Card: 2017


State: Tripura	District: Gomati
Class: 3	Subject: Mathematics
Schools: 59	Students: 847


Participation/Coverage


Students

<div>GENDER</div> <div></div>	Boys				Girls			
	Number		%		Number		%	
	419		49.47		428		50.53	

<div>AREA</div> <div></div>	Rural				Urban			
	Number		%		Number		%	
	746		88.08		101		11.92	

<div>CATEGORY</div> <div></div>	SC		ST		OBC		GEN	
	Number	%	Number	%	Number	%	Number	%
	168	19.83	363	42.86	108	12.75	208	24.56

<div>CWSN</div> <div></div>	LD	VI	HI	S&LD	ID	Oth
	1	0	1	2	0	1

<div>Management</div> <div></div>	Government			Government-aided		
	Number		%	Number		%
	819		96.69	28		3.31

Average Performance of Students in Mathematics (%)

Overall	Gender		Area		Management		Social Group			
	Male	Female	Rural	Urban	Govt.	Aided	SC	ST	OBC	GEN
60.61	60.81	60.40	61.38	54.92	61.00	49.05	60.87	59.45	65.49	59.87

Performance on Learning Outcomes (LOs)

Learning Outcomes	Description	Average Performance(%)
M301	Reads and writes numbers up to 999 using place value	56.65
M302	Compares numbers up to 999 based on their place values	72.73
M303	Solves simple daily life problems using addition and subtraction of three digit numbers with and without regrouping	56.15
M304	Constructs and uses the multiplication facts (up till 10) in daily life situations	62.81
M305	Analyses and applies an appropriate number operation in the situation/ context	55.73
M306	Explains the meaning of division facts by equal grouping/sharing and finds it by repeated subtraction	55.61
M309	Identifies and makes 2D-shapes by paper folding, paper cutting on the dot grid, using straight lines etc.	78.62
M311	Fills a given region leaving no gaps using a tile of a given shape	40.14
M312	Estimates and measures length and distance using standard units like centimeters or meters & identifies relationships	36.50
M317	Reads the time correctly to the hour using a clock/watch	69.42
M318	Extends patterns in simple shapes and numbers	49.49
M319	Records data using tally marks, represents pictorially and draws conclusions	77.80

Range of Performance of Students who Answered Correctly							
Below 30%		30% - 50%		50% - 75%		Above 75%	
Number	%	Number	%	Number	%	Number	%
102	12.04	186	21.96	304	35.89	255	30.11

Lowest Performing Learning Outcomes (LOs)

- 1 - Estimates and measures length and distance using standard units like centimeters or meters & identifies relationships (36.50)
- 2 - Fills a given region leaving no gaps using a tile of a given shape (40.14)
- 3 - Extends patterns in simple shapes and numbers (49.49)
- 4 - Explains the meaning of division facts by equal grouping/sharing and finds it by repeated subtraction (55.61)
- 5 - Analyses and applies an appropriate number operation in the situation/ context (55.73)